



Benjamin Moore®

PALES & PASTEL
COLOR IDEAS



WALLS: Wythe Blue HC-143, ben®, Eggshell
TABLE: Terra Cotta Tile 2090-30, ADVANCE®, Semi-Gloss
TRIM: Gray Sky 2131-70, ADVANCE, Semi-Gloss

Wythe Blue HC-143

Gray Sky 2131-70

Terra Cotta Tile 2090-30

Hawthorne Yellow HC-4

Chantilly Lace OC-65

Stone Hearth 984

Lavender Mist 2070-60

Ice Mist 2123-70

Gossamer Blue 2123-40

Seattle Gray 2130-70

Ashen Tan 996

Indian River 985

Proposal AF-260

Gardenia AF-10


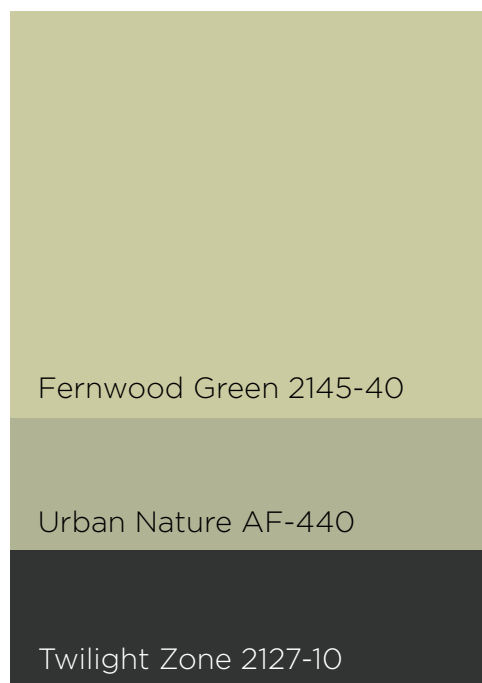
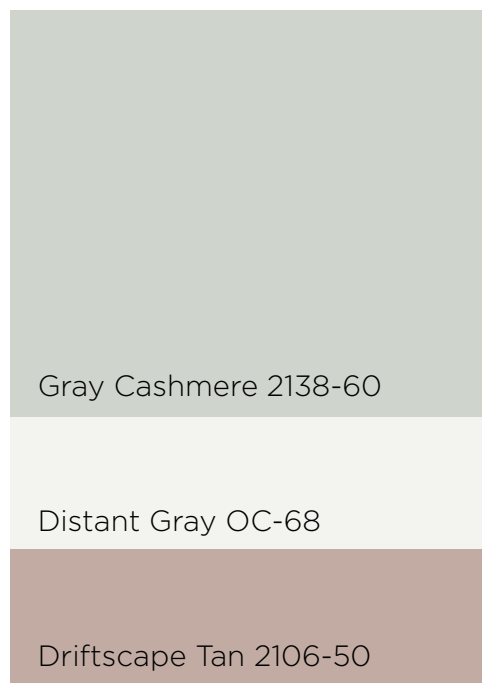
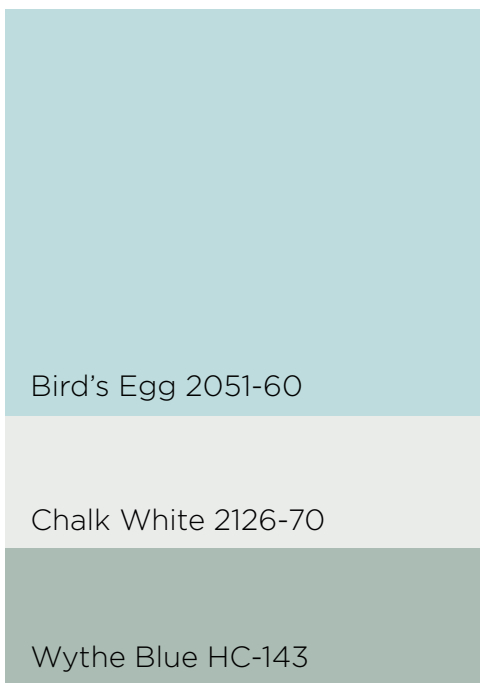
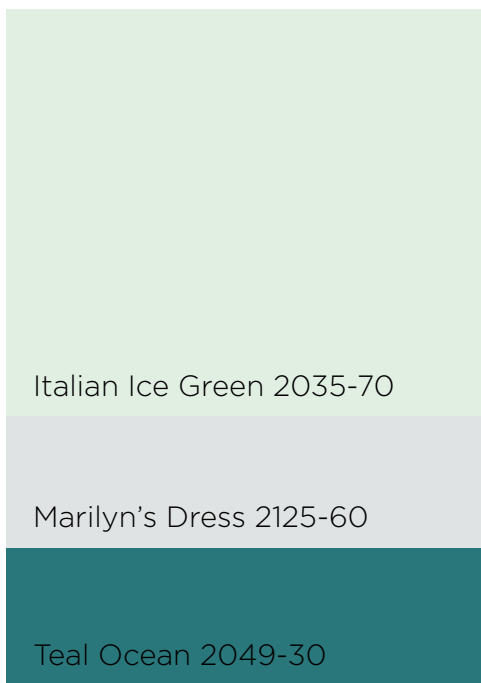
Smokestack Gray 2131-40

Rainforest Dew 2146-50

Cotton Balls OC-122

Waterfall 2050-50

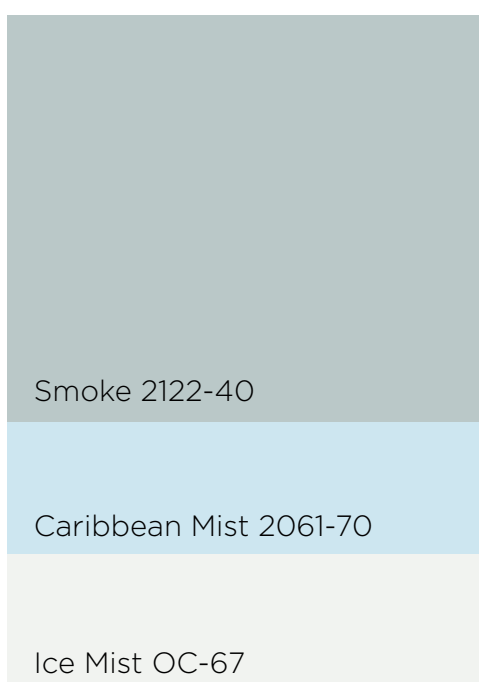
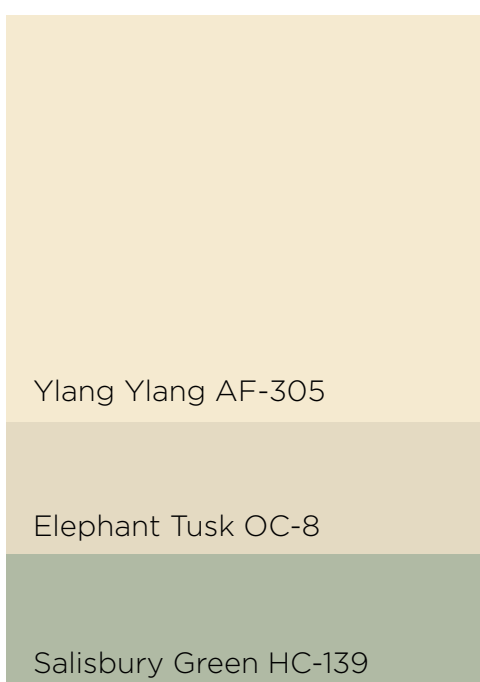
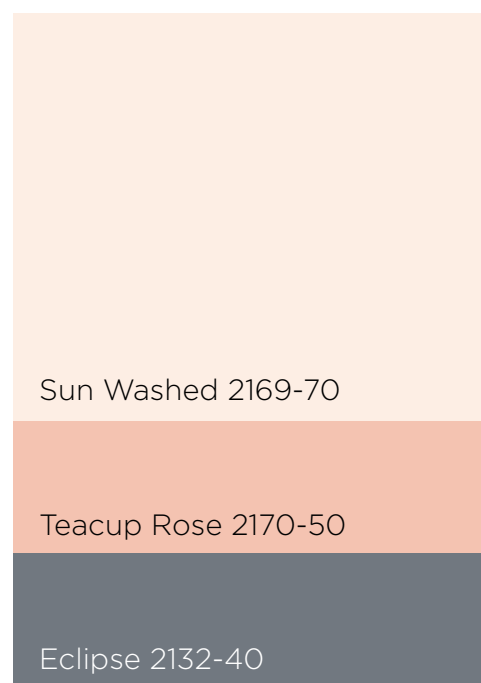
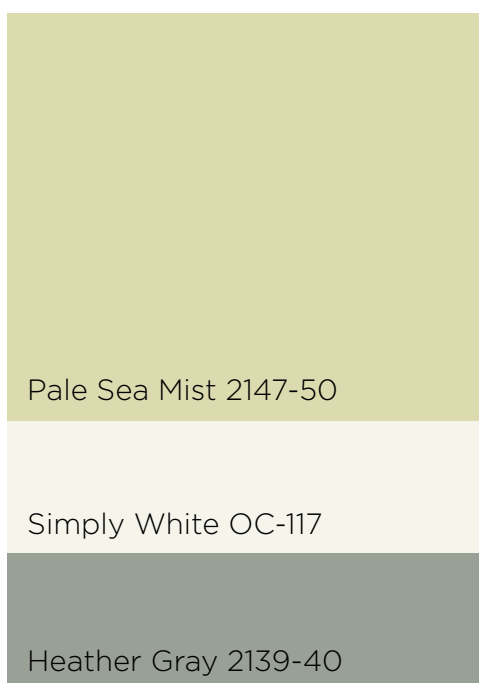
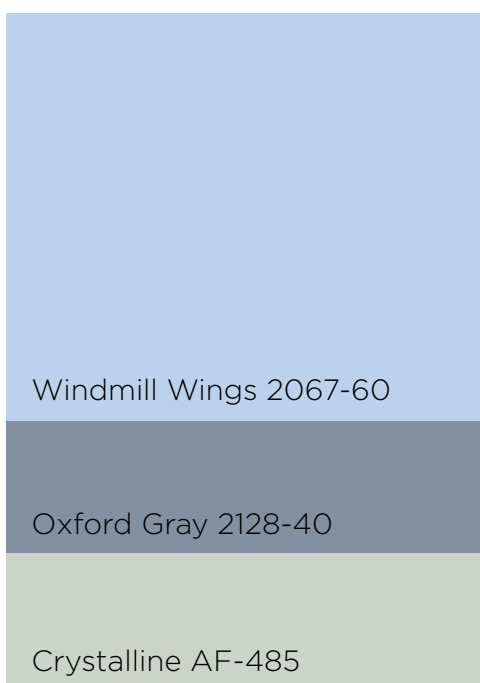
*Color accuracy is only guaranteed when tinted in quality Benjamin Moore® Paints. On-screen and printer color representations may vary from actual paint colors. Online exclusive tool.



**Color accuracy is only guaranteed when tinted in quality Benjamin Moore® Paints.
 On-screen and printer color representations may vary from actual paint colors. Online exclusive tool.*



NEAR WALL: Windmill Wings 2067-60, Aura®, Matte
 NEAR TRIM: Oxford Gray 2128-40, ADVANCE, Matte
 FAR WALL: Crystalline AF-485, Aura, Matte
 FAR TRIM: Cushing Green HC-125, ADVANCE, Matte



*Color accuracy is only guaranteed when tinted in quality Benjamin Moore® Paints.
 On-screen and printer color representations may vary from actual paint colors. Online exclusive tool.